

OFFICE OF THE PRINCIPAL, KARANJIA (AUTO) COLLEGE, KARANJIA

Notice No. 766

Date. 20.05.26

This is to inform all the U.G. & P.G. Girl students that the Shaktishree Mobile Application has been launched by the Department of Higher Education, Government of Odisha (Letter attached) for the safety, awareness, counselling, grievance support and overall well-being of students in higher educational institutions.

All the Girl students (U.G. & P.G.) are advised to download and use the application regularly for accessing important information, student support services, safety features, and other educational resources provided through the platform.

Students are requested to install the application at the earliest and complete the necessary registration process.

The procedure for registration is very much there in the Letter attached. In case any student faces any problem she may contact Mrs. Shradhanjali Naik, Lecturer in Philosophy (Mob- 9437410266).

[Handwritten Signature]
20.05.26

Principal

Karanjia (Auto) College, Karanjia
Karanjia Mayurbhanj

Copy to SCR / GCR / BCR / Notice Board / Website / WAG for information.

GOVERNMENT OF ODISHA
DEPARTMENT OF HIGHER EDUCATION
HE-SCH-POLICY-0007-2025
Letter No. 26086 //Dt. 19.05.26

From

Sri Kaliprasanna Mahapatra, IAS
Director, Higher Education
Odisha, Bhubaneswar

To

The Registrars
All State Public Universities
(coming under Higher Education Department)

The Principals
All Government and Non-Government Aided Colleges
(coming under Higher Education Department)

Subject: Download and Utilisation of the Shaktishree Mobile Application

Madam/Sir,

In inviting a reference to the subject cited above, I am to inform that the **Shaktishree Mobile Application** has been launched by the **Department of Higher Education, Government of Odisha** for the safety, awareness, counselling, grievance support, and overall well-being of students studying in Higher Educational Institutions across the State.

The application has been developed as a dedicated digital platform to provide students with access to various safety and support-related services, including SOS assistance, safety check-in, important institutional information, announcements, counselling support, and other student-centric features.

It is further informed that for students currently studying in any Higher Education Institution (HEI) under the administrative purview of the Higher Education Department, Government of Odisha are eligible to use the Shaktishree Mobile Application.

In view of the importance of the platform, all **the Registrars/Principals** are requested to ensure that every student of their respective institutions is informed about the app and to advise them to download and actively uses the Shaktishree Mobile Application from **Google Play Store** without delay.

Adequate awareness may kindly be created among students through notices, orientation programmes, classroom communication, WhatsApp groups, and any other appropriate modes of communication as deemed fit to download, register and use the Shaktishree Mobile Application.

The step-by-step procedure for downloading and registering on the application is detailed in the **Annexure** appended herewith. Additionally, the **QR Code** provided below may be scanned directly for downloading the application.



You are therefore requested to take necessary action at your end for maximum student onboarding and usage of the application in your institution.

Yours faithfully

A handwritten signature in blue ink, followed by the date "19/5/26".

Director, Higher Education

Memo No. 26087 /HE, Dt. 19.05.26

Copy forwarded to the P.S to Commissioner-cum-Secretary, Higher Education Department for kind information of Commissioner-cum-Secretary.

A handwritten signature in blue ink.

Joint Secretary, Higher Education

Memo No. 26088 /HE, Dt. 19.05.26

Copy forwarded to the Additional Secretary (IT), Higher Education Department for kind information.

A handwritten signature in blue ink.

Joint Secretary, Higher Education

Memo No. 26089 /HE, Dt. 19.05.26


Copy forwarded to the Branch Officer, University Section, Higher Education Department for kind information.

A handwritten signature in blue ink.

Joint Secretary, Higher Education


Memo No. 26090 /HE, Dt. 19.05.26

Copy forwarded to the Branch Officer, GCET – A, Section, Higher Education Department for kind information.


Joint Secretary, Higher Education


Memo No. 26091 /HE, Dt. 19.05.26

Copy forwarded to the Branch Officer, GCNE – I, Section, Higher Education Department for kind information.


Joint Secretary, Higher Education

Memo No. 26092 /HE, Dt. 19.05.26

Copy forwarded to the Branch Officer, Shaktishree Section, Higher Education Department for kind information.

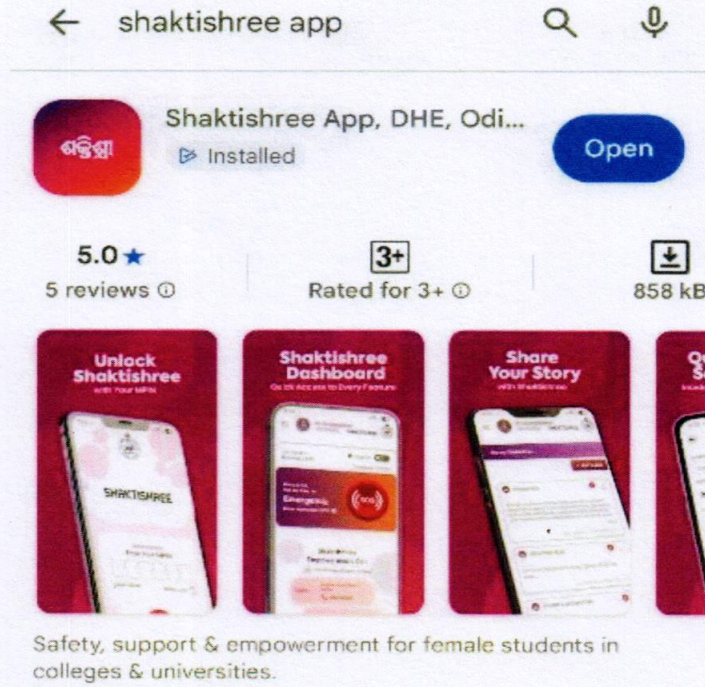

Joint Secretary, Higher Education

ANNEXURE

For Android Users (Google Play Store)

- Open the Google Play Store on the mobile device.
- Search for “Shaktishree”.

(<https://play.google.com/store/apps/details?id=com.aashdit.shaktishree>)

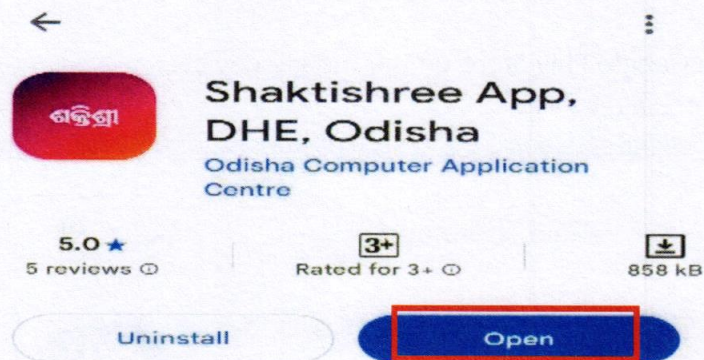


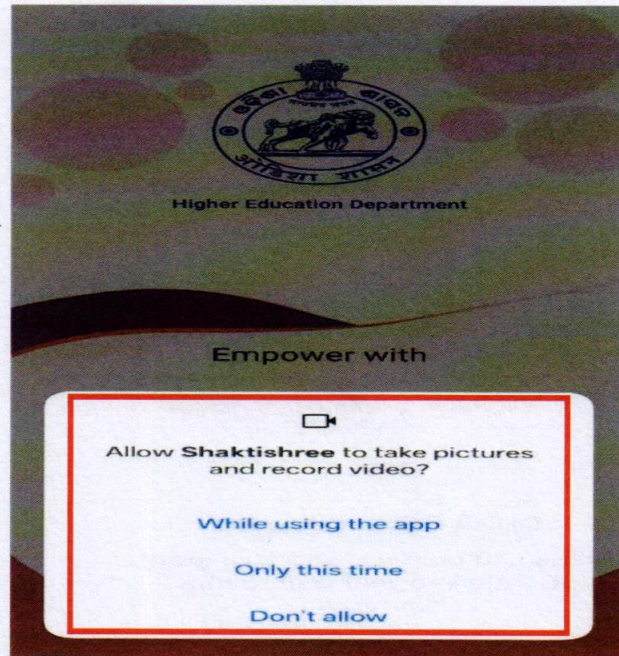
- Select the official Shaktishree Application.

- Click on the "Install" button




- After installation, open the application and allow the permissions requested by the application for proper functionality.





- On the welcome screen, click on the “Get Started” button to proceed further .



- After clicking on the “Get Started” button, introductory screens highlighting the key features of the Shaktishree application will be displayed. Click on the “Next” button to continue through the feature introduction screens, or click on “Skip” to proceed directly to the login page

SHAKTISHREE



Skip



Quick SOS activation

Press and hold to send an instant SOS alert to your emergency contacts.



Next >

- On the login page, enter your mobile number and click on "Get OTP".



SHAKTISHREE

Login with your credential

Enter your mobile number

Get OTP

- The registration page will open.
- If you are already registered in SAMS and have a valid SAMS ID, your basic details will be auto-fetched in the application.

* Only students currently studying in any Higher Education Institution (HEI) under the purview of the Higher Education Department are eligible.

SAMS ID*



Name*

Gender*

Date of Birth*

SAMS Registered Mobile No.

Institution Type*

College

College*

Affiliating University*

VIKRAM DEV UNIVERSITY

Register

* Only students currently studying in any Higher Education Institution (HEI) under the purview of the Higher Education Department are eligible.

Affiliating University*

VIKRAM DEV UNIVERSITY

Mobile Number*

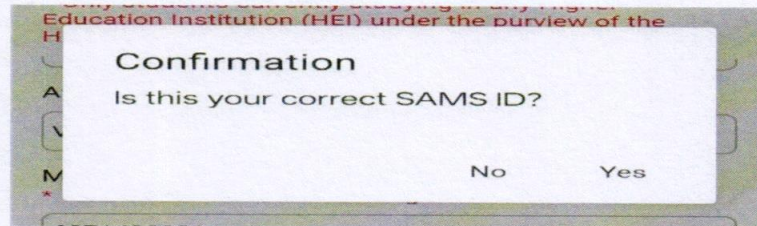
* This number will be used as login id

Emergency Mobile Number 1*

Emergency Mobile Number 2

Register

- You will then be required to provide your emergency contact numbers.
- Next if you do not have a profile picture, you may capture and upload a selfie directly through the application camera feature.
- Verify all the student details displayed on the registration page.
- Click on the "Register" button to proceed with the registration process.
- A confirmation pop-up will appear asking the student to confirm whether the entered SAMS ID and student details are correct or not.



- If the student selects "Yes", the registration will be completed successfully and the user will be allowed to proceed further in the application.
- If the student selects "No", the application will redirect the user back to the login/registration page with a message to register using a valid SAMS ID
- You will then be required to provide your emergency contact numbers.
- If you do not have a profile picture, you may capture and upload a selfie directly through the application camera feature.
- After verifying the details, click on the "Register" button to complete the registration process.